

2017-18 School Report Card



Lockwood Intermediate

1932 US Highway 87 E.
Lockwood, MT 59101

Grades Served: 3-5

Student Enrollment: 403

Montana Accountability System	School Identification
-------------------------------	-----------------------

As required under the Every Student Succeeds Act (ESSA), Montana developed an accountability system to meaningfully differentiate schools by the support needed.

Schools are identified as one of the following:

- Comprehensive Support & Improvement (CSI) Schools
- Targeted Support & Improvement (TSI) Schools
- Universal Support Schools

Universal Support

Report Card Definitions & Methodology

Due to rounding, percentages on each page may not add up to 100%. An asterisk (*) indicates this number has been suppressed for student privacy and security reasons (Privacy & Security Details).

[Click here for more detail about Accountability](#)

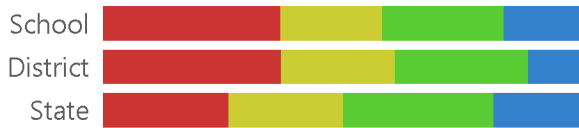
Student Achievement Scores

Mathematics



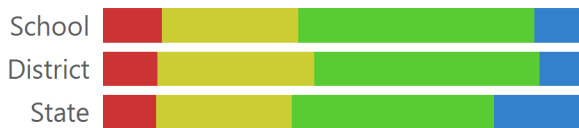
	Novice	Nearing Proficient	Proficient	Advanced
School	38%	31%	17%	13%
District	39%	31%	18%	12%
State	29%	30%	24%	17%

Reading



	Novice	Nearing Proficient	Proficient	Advanced
School	37%	21%	25%	16%
District	37%	24%	28%	11%
State	26%	24%	31%	19%

Science



	Novice	Nearing Proficient	Proficient	Advanced
School	12%	28%	49%	10%
District	11%	33%	47%	9%
State	11%	28%	42%	18%

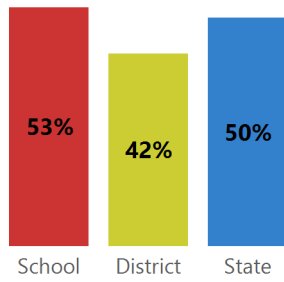
■ Novice
 ■ Nearing Proficient
 ■ Proficient
 ■ Advanced

[Click here for more detail about Student Achievement](#)

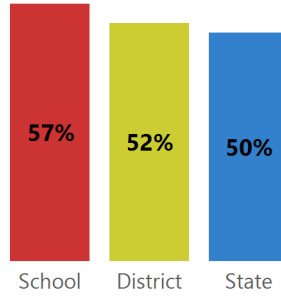
Due to rounding, percentages on each page may not add up to 100%. An asterisk (*) indicates this number has been suppressed for student privacy and security reasons (Privacy & Security Details).

Student Achievement Progress Scores

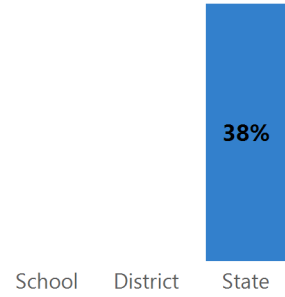
% of students showing progress in Reading



% of students showing progress in Mathematics



% of English Learners showing progress toward English proficiency

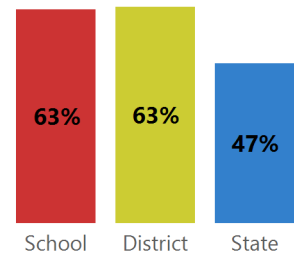


English Learners

# English Learners	*
% Achieved Proficiency	*
% Students Showing Progress on the EL Assessment	*

School Attendance

% of students with at least 95% attendance for the entire school year



Educator Qualifications

[Click here for details on Educator Qualifications \(inexperienced educators, emergency provisional licenses, educators working out of field\)](#)

School Quality, Climate, and Safety

Source: Civil Rights Data Collection as published by the US Department of Education Office of Civil Rights.

An asterisk (*) indicates this number has been suppressed for student privacy and security reasons ([Privacy & Security Details](#)).

[Click here for details on Montana Civil Rights Data Collection](#)

School Finance

Data on school level expenditures will be available later in 2019